

PHZ9004

RoHS
Compliant

- Low profile triple capacitor; three capacitors in the same box
- EMI suppressor, class X2, metallized polypropylene
- 300 VAC, +105 °C

TYPICAL APPLICATIONS

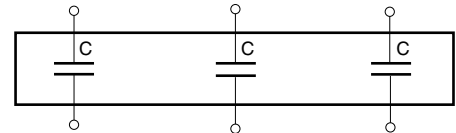
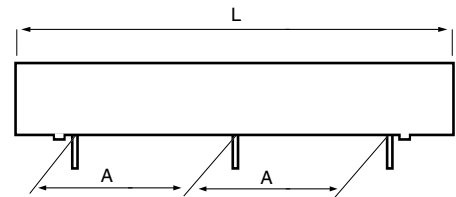
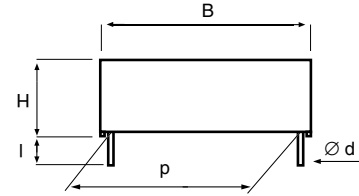
The capacitors are intended for use as interference suppressors in X2 (across-the-line) applications for three phases.

CONSTRUCTION

Metallized polypropylene film capacitor. Radial leads of tinned wire are welded to the contact metal layer on the ends of the capacitor winding. Encapsulation in self extinguishing material meeting the requirements of UL 94V-0.

TECHNICAL DATA

Rated voltage U_R VAC	300
Capacitance range μF	3 x 1.0; other capacitance values on request.
Capacitance tolerance	$\pm 20\%$ standard. Other tolerances on request.
Temperature range	-55 to +105°C
Climatic category	55/105/56
Test voltage between terminals	The 100% screening factory test is carried out at 2200 VDC. The voltage level is selected to meet the requirements in applicable equipment standards. All electrical characteristics are checked after the test.
Insulation resistance	Measured at +23 °C, 500 VDC, 60s Between terminals: $\geq 10\ 000\ \text{S}$ Between terminals and case: $\geq 100\ 000\ \text{M}\Omega$
Dissipation factor	Max values at +23°C 1 kHz 0.10% 10 kHz 0.50%



C	p	d	A	I
3 x 1.0	27.5 ± 0.5	1.0	21.0 ± 0.5	6 ⁻¹

ENVIRONMENTAL TEST DATA

Endurance	EN/IEC 60384-14:2005	1.25 x U_R VAC 50 Hz, once every hour increased to 1000 VAC for 0.1 s, 1000 h at upper rated temperature	
Vibration	IEC 60068-2-6 Test Fc	3 directions at 2 hours each, 10-55 Hz at 0.75 mm or 98 m/s ²	No visible damage No open or short circuit
Bump	IEC 60068-2-29 Test Eb	1000 bumps at 390 m/s ²	No visible damage No open or short circuit
Change of temperature	IEC 60068-2-14 Test Na	Upper and lower rated temperature 5 cycles	No visible damage
Active flammability	EN/IEC 60384-14:2005		
Passive flammability	EN/IEC 60384-14:2005 UL1414	Enclosure material of UL94V-0 flammability class	
Humidity	IEC 60068-2-3 Test Ca	+40°C and 90 - 95% R.H.	56 days

ARTICLE TABLE

Rated voltage U_R VAC	Capacitance μF	Max dimensions in mm				Quantity per package Tray pcs	Max dU/dt V/ μs	Article code
		B	H	L	p			
300	3 x 1.0	30.0	11.5	64.0	27.5	72	100	PHZ9004EF7100MR06L2

Other capacitance values on request.

ORDERING INFORMATION

The article code for the standard part is given in the article table.
For other options, see page 11.

MARKING

- RIFA
- RIFA article code
- Rated capacitance
- Rated AC voltage
- Capacitance tolerance code
- Manufacturing date code